


**theben**

LUXORliving  
Smart Home System  
Easy to assemble and install



Building Automation since 1921

# Smart home with LUXORliving

## The choice is yours

- **LUXORliving SMARTstart:** Wireless system for retrofitting existing buildings without KNX bus lines
- **LUXORliving:** Wired system with the option of wireless expansion



### Completely flexible

Easy to wire and program. Expand with wireless actuators. Go completely wireless. Or integrate a DALI lighting control system.

Conversion from LUXOR to LUXORliving on pages 18-19.

### Protected investments

LUXORliving is based on the global KNX standard and is future-proof compared to proprietary systems.

LUXORliving is the KNX-based smart home system from Theben. Perfect for new buildings and retrofitting. Wired, expandable via radio or completely via radio. Lights on, lights off. Dimming. Control heating. Control blinds. Scenes. Via voice control, app, and push button.

Easy to assemble, install, and commission without ETS. With secure communication via KNX Data Secure and long-term investment protection. Just simple. Simply secure. Just Theben.

## Easy for everyone

LUXORliving is easy for installers to commission without ETS and easy for users to operate.

## More security

LUXORliving is VDE-certified and offers numerous safety features. For a safe, secure feeling at home.

## For today and tomorrow

The LUXORliving comfort of today enables an independent life at home tomorrow (ambient assisted living).

### Table of contents

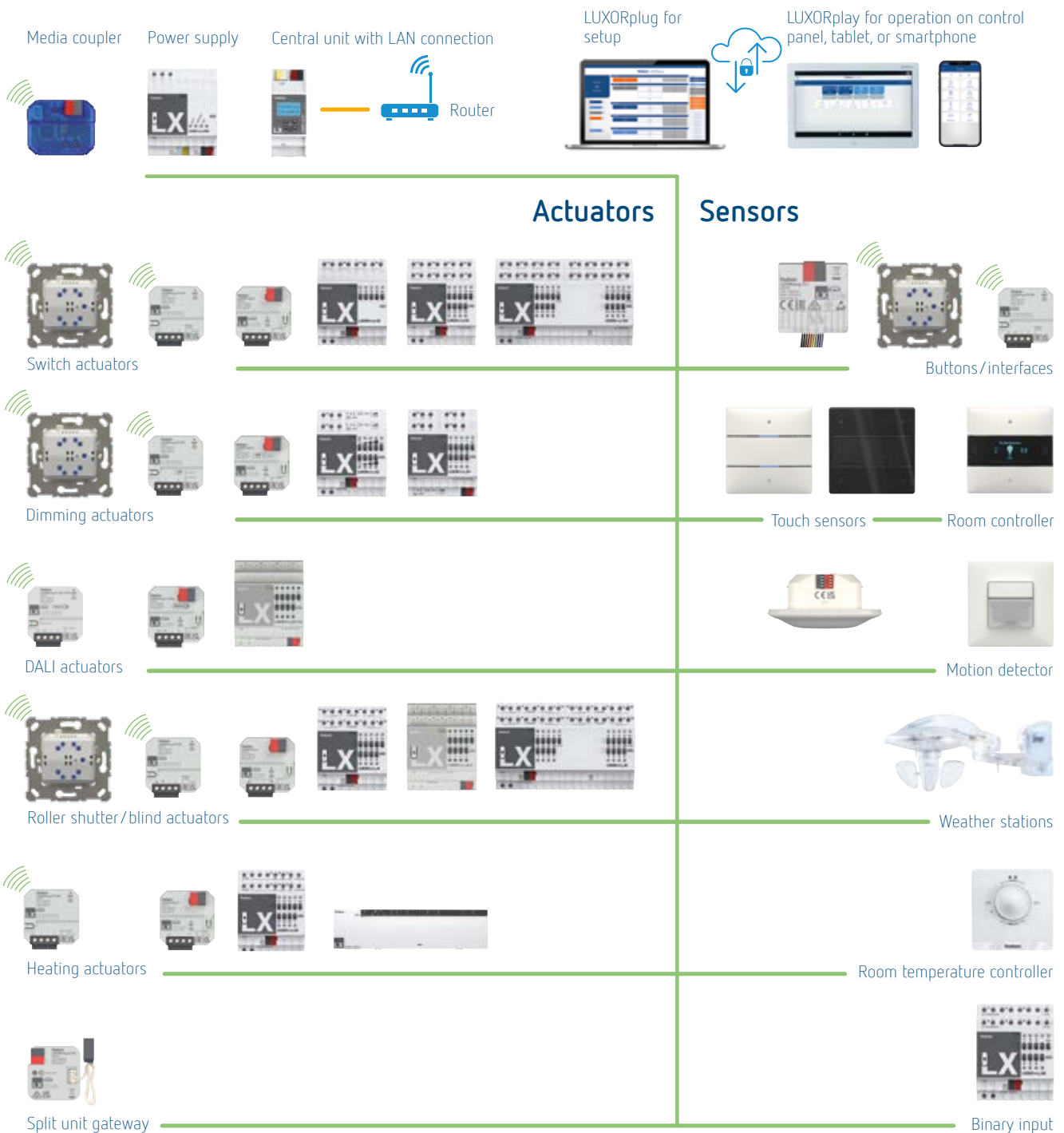
Systems .....	page 4-13
Operation .....	page 14-17
Conversion LUXOR / LUXORliving .....	page 18-19
Solutions .....	page 20-36
Program .....	page 38-43

# LUXORliving Smart Home as Wired system



- Wired system with the option of wireless expansion
- Up to 128 wired and 64 radio devices with up to 900 functions can be controlled

## System devices



# LUXORliving wireless system with LUXORliving SMARTstart system control center



- Wireless system for retrofitting existing buildings without KNX bus wiring
- Up to 30 RF devices with up to 30 functions can be controlled.

## System device



Router

WLAN



System control center  
LUXORliving SMARTstart

KNX-RF



LUXORplug for setup



LUXORplay for operation on control panel, tablet, or smartphone



\* Access via the cloud will be available shortly.


## Radio components



DALI actuator



Dimming actuators



Switch actuators



Roller shutter/blind actuators



Heating actuators



Buttons/interfaces

# LUXORliving SMARTstart

## Smart home retrofitting made easy

With the growing demands for sustainable construction, the importance of renovating and retrofitting existing buildings is also increasing. But how can buildings be retrofitted with KNX-based smart home functions if no KNX cable has been installed? And with as little effort as possible? The LUXORliving wireless system makes it possible!




WLAN



System center



Wireless connection to all LUXORliving components



Access via the local network



LUXORplay for operation on control panel, tablet, or smartphone

The radio-based LUXORliving complete solution for smart homes offers all the functions you really need today and in the future. Without KNX bus lines. No control center or power supply in the distribution board. Without media couplers. And above all: without ETS. Getting started with smart homes can be this simple and future-proof.



**Completely flexible**

Practical system center as control element, can be used with push-button actuator modules or flush-mounted RF actuators for switching, dimming, blinds



**30 functions**

Switching, dimming, blinds, climate control, scenes, groups, central OFF, panic function, window contacts, time control, astro function, and much more.



**Quick to install**

Significant time savings thanks to flat push-button actuator modules instead of conventional wireless flush-mounted actuators and push buttons



**Cost**

Without system devices such as power supply and media couplers and without an ETS license, costs can be significantly reduced



**Convenient to operate**

Via system control center, control panel, push button, LUXORplay app, and voice\*. Remote control via Theben Cloud possible\*



**Secure**

Tamper-proof radio communication thanks to KNX Data Secure



**Flexibly expandable\***

Integration of Amazon Alexa, Google Assistant, IFTTT, and much more.



**Radio-based**

Standardized KNX RF1.R radio protocol



**Commissioning without ETS**

Easy with the free and intuitive LUXORplug tool



**Future-proof**

KNX-based solution, later integration into wired system possible

\* Integration possible soon.

# LUXORliving SMARTstart

## Retrofitting a smart home made easy



### LUXORliving SMARTstart

- System control center and control unit for up to 30 functions
- WLAN interface for integration into the local network
- KNX RF interface for communication with LUXORliving radio actuators or push-button actuator modules



### LUXORliving UP RF actuators

- Various actuators for switching, dimming, DALI, blinds, and heating
- All actuators with 2 binary inputs for push buttons, switches, window contacts, or 1 temperature sensor

### LUXORliving RF push buttons

- 2-/4-fold RF push buttons combined with switching, dimming, or blind actuators for use in LUXORliving and LUXORliving SMARTstart
- 2-/4-fold RF push button with temperature sensor for use in LUXORliving and LUXORliving SMARTstart
- Quick installation thanks to a low installation depth of only 25.6 mm
- Easy replacement of conventional switches
- Compatible with many 55 mm switch ranges
- 1-/2-gang rocker switches (including mounting frame) available as accessories



# LUXORliving wired system

## Easy and flexible to set up and install

Simply wire, set up, program, and you're done. Or retrofit with wireless actuators. The visualization is created automatically. With LUXORplug, you can create the project file in no time at all. Whether you carry out the installation in your office or directly on site. It's up to you. And via the Internet using the Theben Cloud, you have everything under control with the LUXORplay app – conveniently via smartphone or tablet.



### Certified components

LUXORliving uses standard KNX communication, making it future-proof and a secure investment compared to proprietary systems. It is always kept up to date with updates and can be easily expanded if necessary. The highlight: LUXORliving contains as much KNX as necessary and as little complexity as possible.



### Flexible BUS cabling

In conventional installations, the functions are fixed by the wiring. Not so with LUXORliving. Based on flexible BUS cabling, lights, roller shutters, and other applications can be assigned to the buttons as desired.



### Clever presence simulation

When the residents are at home, they use LUXOR living. When they are not at home, LUXORliving works for them. The clever smart home system ensures that the lights come on and the blinds are lowered every evening while the residents enjoy their vacation with peace of mind.



### Easy commissioning

LUXOR has always been easy to install. LUXORliving is child's play. Simply mount, wire, and set. Done. No ETS required. No license is required. No prior knowledge is needed either. Just follow your intuition—quickly, safely, successfully.



### Free choice of buttons

In many smart home systems, the buttons are predetermined. Not with LUXORliving. Here, the homeowner is free to choose whether to use our LUXORliving iON buttons or any other conventional buttons in conjunction with our binary inputs and button interfaces.



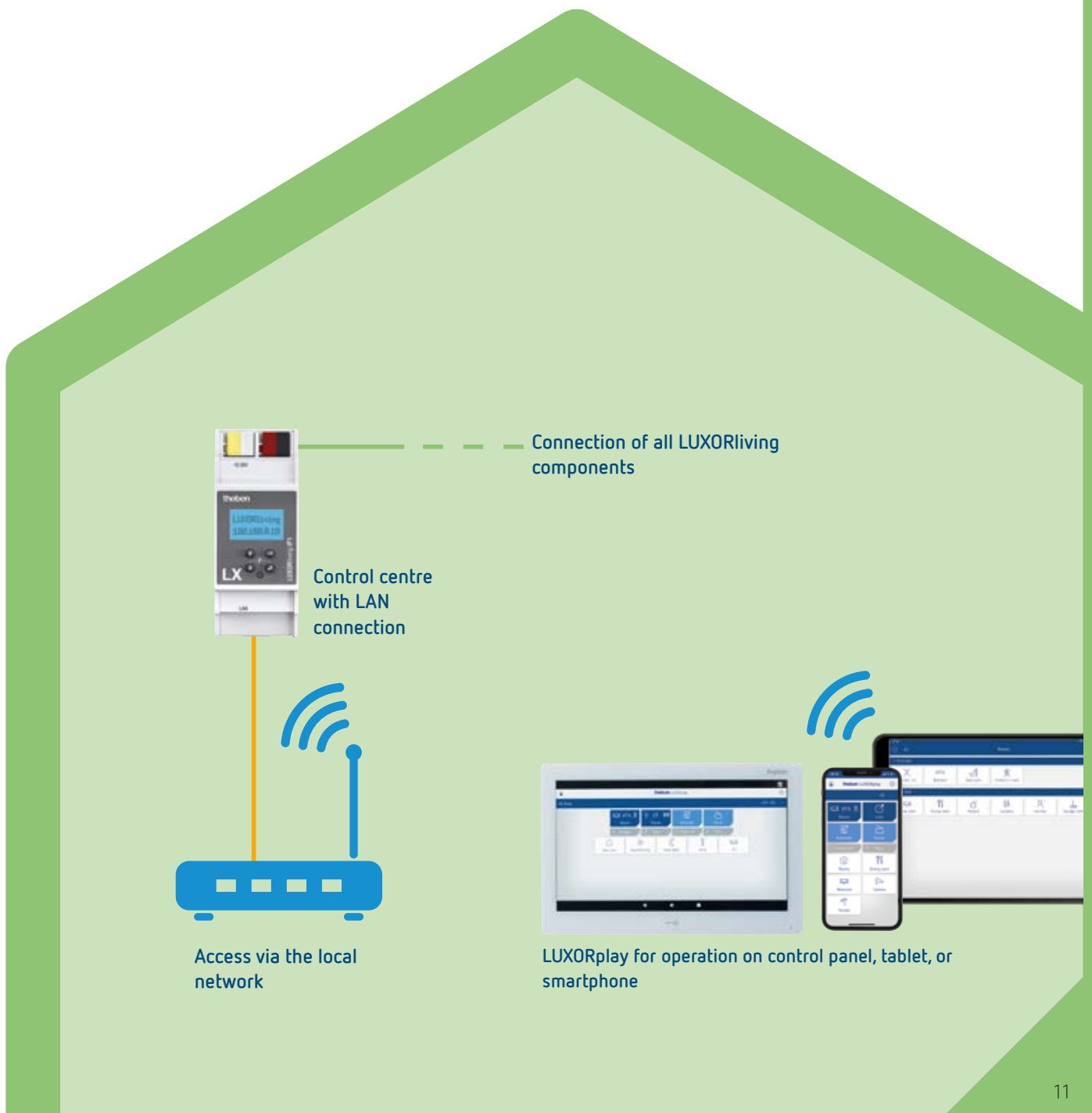
### Individual scenarios

Lighting moods and roller shutter positions can of course also be freely programmed and called up with a single command if desired. This allows everyone to put together their own set of scenes that they want.

# LUXORliving wired system

## Easy to install for new buildings

Whether a single-family home or apartment building, villa, studio apartment, doctor's office, or law firm: LUXORliving, as a KNX-based, wired smart home system, is the perfect foundation for a future-proof smart home. LUXORliving is wired in exactly the same way as any other KNX installation. The individual systems such as lighting, heating, ventilation, and blinds are intelligently networked with each other and put into operation without ETS. Control is conveniently carried out via voice using Amazon Alexa or Google Assistant, via the free LUXORplay app, or via push buttons.



# Flush-mounted actuators

## Many functions

## Compact design

The flush-mounted actuators in TP and RF versions fit into any switch/distribution box thanks to their compact design. With the radio actuators in accordance with the KNX standard "KNX RF1.R S-Mode," Theben offers a practical way to expand buildings with existing KNX system without much effort.

### Easy expansion

Thanks to the media coupler, you can easily network wired and radio-controlled components with each other. This means that subsequent building or functional extensions can be easily integrated into the system.

### Wide range of applications

Depending on the device, it can be used for dimming, blind/shade control, switching consumers with high inrush currents, heating control, and for integrating push buttons, signal contacts, and temperature sensors.

### Quick assembly

Thanks to their compact design, the KNX UP radio actuators fit into any switch/distribution box.

### Flexible integration

With 2 external inputs for connecting push buttons, signal contacts, or temperature sensors.



### Blind actuators

→ For controlling drives for blinds, roller shutters, sun and privacy protection devices, skylights, and ventilation flaps



### Heating actuators

→ Silent control of 230 V AC thermal actuators  
→ Integrated temperature controller



### Switch actuators

→ Adjustable properties: normally closed/normally open, switching, delay, pulse function  
→ Normally open & normally closed contact with common control



### Binary inputs

→ Binary inputs for potential-free push buttons and signal contacts  
→ Free assignment for switching, dimming, blinds, temperature measurement, and transmission



### Dimming actuators

→ Optimized dimming output for dimmable energy-saving lamps, LEDs, incandescent and halogen lamps, and dimmable transformers  
→ Easy adaptation to different light sources thanks to automatic load detection  
→ Adjustable dimming curve for precise and flicker-free dimming



### DALI actuator

→ Interface between the DALI and KNX bus systems  
→ Easy commissioning of up to 30 ECGs in broadcast mode  
→ Control of RGB, RGBW, tunable white, or conventional luminaires



# LUXORliving wired system

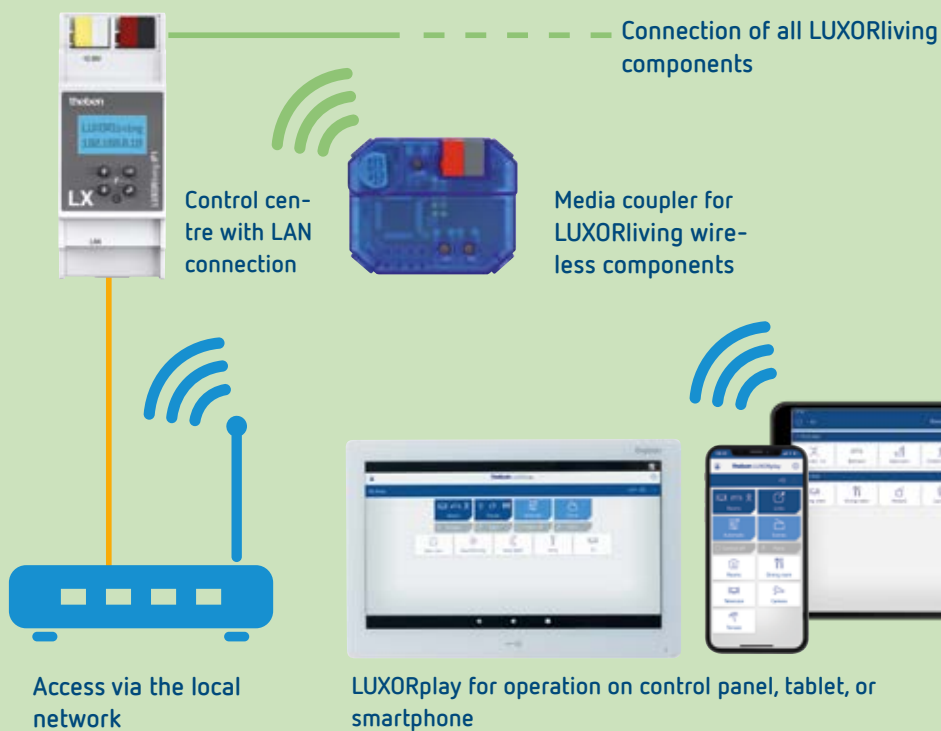
## Simply flexible

### Expansion with radio

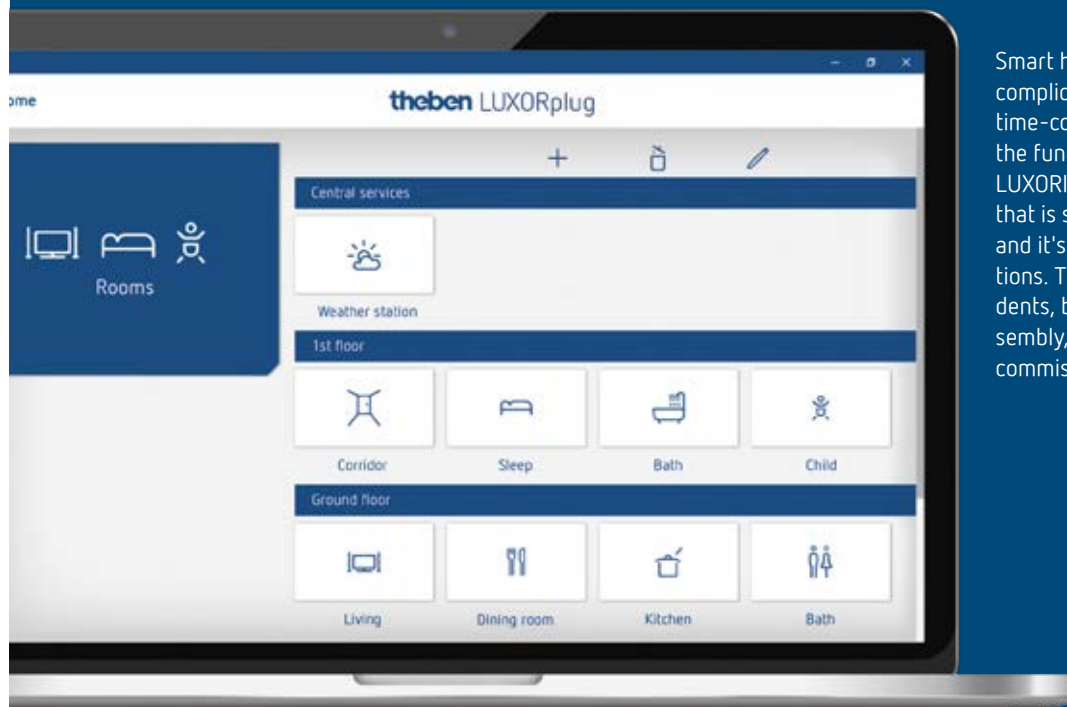
Want to expand your home with a wired LUXORliving system, for example with an extension or a conservatory, and equip it with smart functions?

No problem: With LUXORliving, existing TP installations can be quickly and easily expanded with KNX wireless actuators – without additional wiring and with all the usual functions. The RF1 media coupler serves as an interface between the TP system and RF components.

Of course, our RF push-button actuator modules can also be used to retrofit wired LUXORliving systems. Perfect when speed is of the essence and for flat switch boxes.

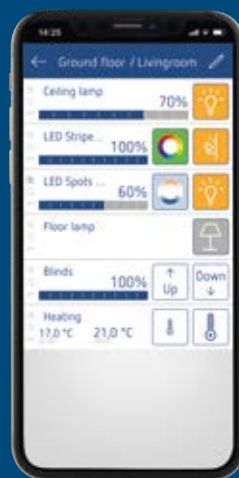
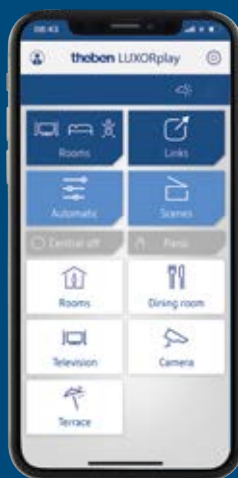


# LUXORliving Smart Home Easy to control



Smart home system – that sounds like complicated programming and time-consuming familiarization with all the functions. Not so with LUXOR living. LUXORliving is the smart home system that is self-explanatory. It's easy to use and it's simple to try out all the functions. This applies not only to the residents, but also to the installer during assembly, programming, and commissioning.

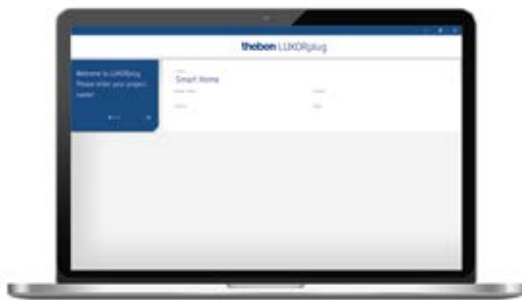
↑ **LUXORplug for commissioning**  
LUXORplug is the simple commissioning software from Theben. Windows-based – fast, secure, and straightforward. No prior knowledge is required. → **LUXORplay for operation**  
LUXORplay is the app for convenient, secure, and incredibly easy operation of LUXORliving via smartphone or tablet (for Android, iOS, and Windows).



# Easy to set up

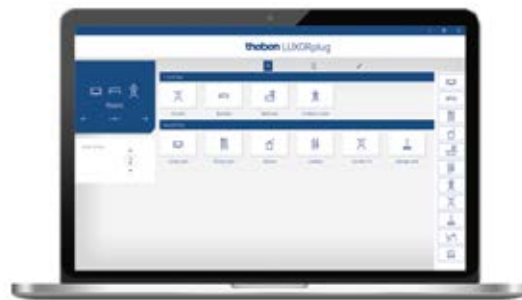
# Easy to use

## In 6 steps



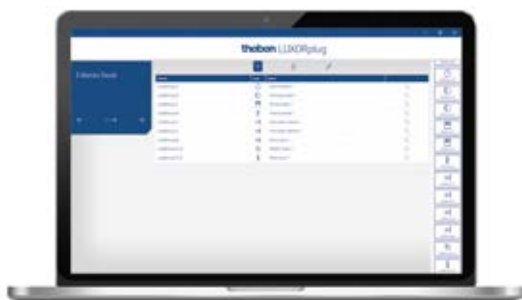
### 1. Start project

First, complete the formalities by entering all relevant project information such as property name, client, address, and installer.



### 2. Create an overview

Use drag & drop to add the rooms to the corresponding floors and assign them individual names.



### 3. Integrate devices

Devices that are already installed can be automatically scanned, identified, and named. Alternatively, you can create the device list manually and offline.



### 4. Define functions

Assign functions to the devices for each room using drag & drop. This simple method determines which devices communicate with each other.



### 5. Program functions

These functions can be modified at any time. The project planning does not necessarily have to be completely finished in order to program the devices.




### 6. Prepare visualization

The project file is transferred to the system control center. From now on, the functions can be easily operated and configured using the LUXORplay app.

# Full control – simply via the Internet

## Secure remote access via the Theben Cloud

The simplicity of LUXORliving really cannot be beaten. Unless you also enable full remote access. Welcome to the Theben Cloud!



Convenient: After logging into the Theben Cloud, you can edit the names of your gateways or transfer administrative rights to additional users.

### myTheben

Register directly in the myTheben portal at <https://cloud.theben.de> and enjoy all the benefits of cloud services.

### Added value

- Free remote access with LUXORplay
- Integration with Google Assistant, Amazon Alexa, and IFTTT



Free remote  
access

### Always and everywhere there for you

All LUXORliving functions can be controlled and statuses monitored remotely via the Theben Cloud using the LUXORplay app.

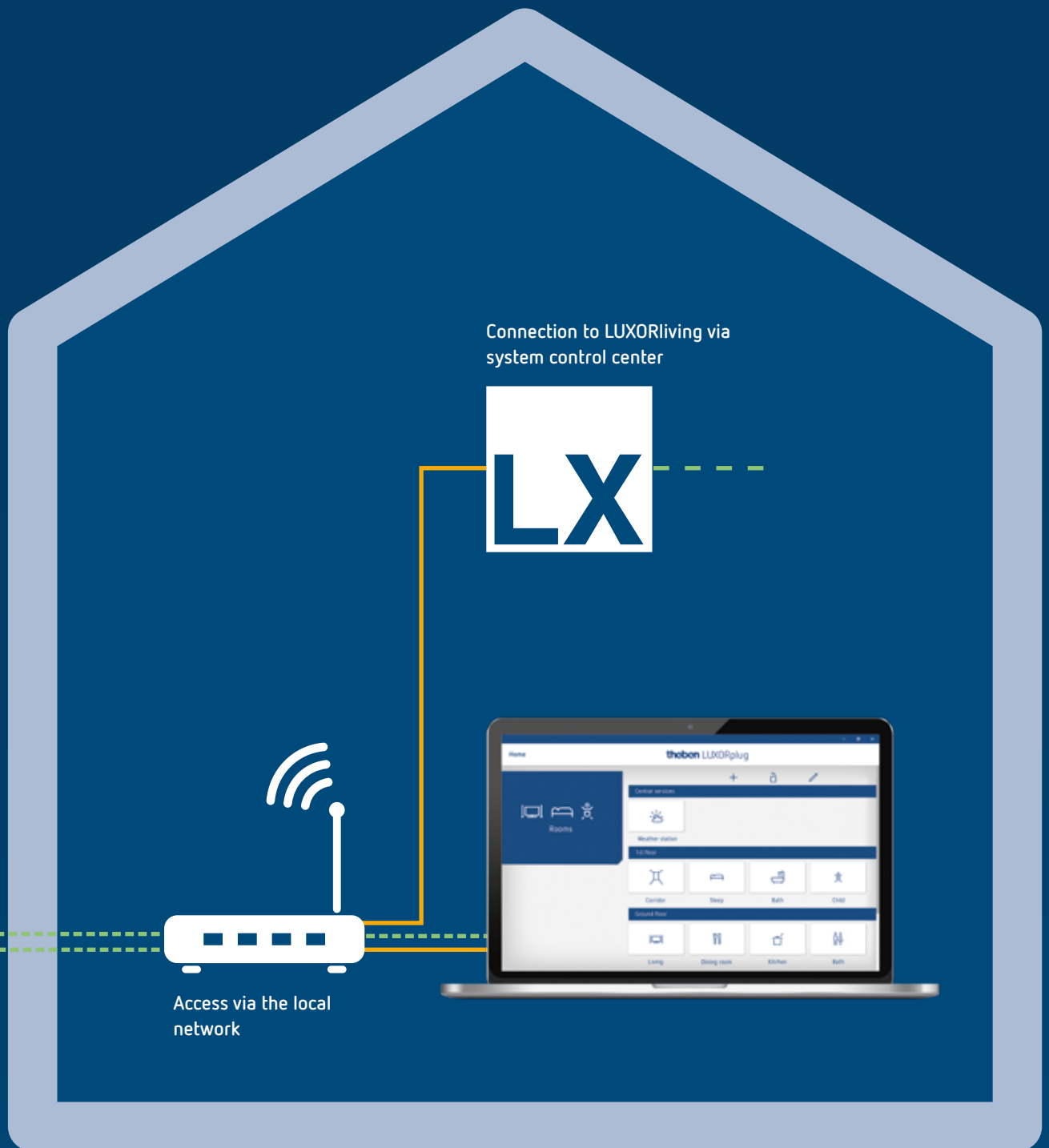
You can easily start and configure access via the cloud yourself with just a few clicks – no network knowledge required. Or you can leave everything to your installer.



### Better safe than sorry

With the Theben Cloud, you are on the safe side thanks to a certified server location in Germany. Your LUXORliving smart home system is thus optimally protected against data theft and manipulation.





## Better safe than sorry LUXORliving is VDE-certified

**VDE**  
04/2021  
**Smart Home**  
Information security tested  
Luxorliving Gateway IP1  
www.VDEinfo.com  
ID. 40048825  
Tested by VDE Germany

**VDE**  
04/2021  
**Smart Home**  
Information security tested  
Luxorliving iOS App  
www.VDEinfo.com  
ID. 40048826  
Tested by VDE Germany

**VDE**  
04/2021  
**Smart Home**  
Information security tested  
Luxorliving Android App  
www.VDEinfo.com  
ID. 40048827  
Tested by VDE Germany

**VDE**  
08/2021  
**Smart Home**  
Information security tested  
Luxorliving Backend  
www.VDEinfo.com  
ID. 40051210  
Tested by VDE Germany

VDE-certified and tested for Smart Home information security:

- LUXORliving IP1 system control center
- iOS and Android app LUXORplay
- Remote access via Theben Cloud
- Cloud server in Germany

# Upgrade from LUXOR to LUXORliving

## Easy system change with LUXORliving J4-6 blind actuator

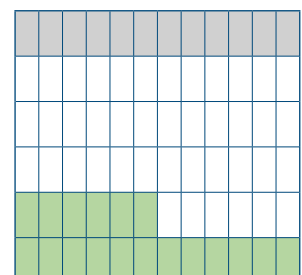




- 8 relay outputs for 4 drives (up/down)
- 4 inputs for individual control
- 2 inputs for central and group control
- Minimal installation effort

The LUXORliving J4-6 blind actuator allows for easy upgrade of the motor control of existing LUXOR systems to LUXORliving – without rewiring.

Like its predecessors, the LUXOR 408 S and 409 S, the actuator has **8 relay outputs for 4 drives** (up/down), **4 inputs** for individual control of the drives (230 V) and **2 inputs** for central and group control (230 V). The special feature of the inputs is the **distinction between full and half wave** and the resulting compatibility with existing diode modules of the LUXOR home comfort control system. The LUXORliving J4-6 blind actuator has **the same installation width** as its predecessor devices.

Space requirement in the distributor: Example 12 drives		
Space requirement in the distributor LUXOR	1x LUXOR 408 S + 2x LUXOR 409 S	= 12 TE
Space requirement in the distributor LUXORliving	3x LUXORliving J4-6 (4800451)	= 12 TE
	+ 1x IP1 (4800495) + 1x Power supply P640 (4800990)	= +6 TE
		<b>18 TE</b>





- No additional cables
- No installation changes in the rooms
- Same installation width as LUXOR 408 / 409 S\*

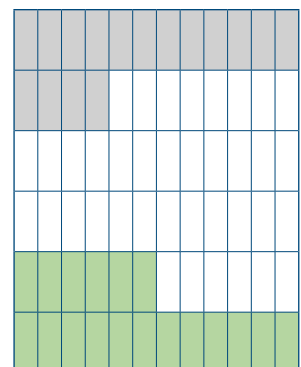
All inputs distinguish between full wave and half wave, are phase-independent, and can be controlled with different external conductors.

Relay outputs are powered via the supply voltage, i.e., all drives are powered via this external conductor.


\* Additional space required for power supply (4 TE) and system control unit (2 TE).

### Space requirements in the distribution board: Example 12 drives + weather station

Space requirement in the distributor LUXOR	1x LUXOR 408 S + 2x LUXOR 409 S	= 12 TE
	+ 411 (weather sensor module)	= +4 HU
		<b>16 TE</b>
Space requirement in the distributor LUXORliving	3x LUXORliving J4-6 (4800451)	= 12 TE
	+ 1x IP1 (4800495) + 1x Power supply P640 (4800990)	= +6 TE
		<b>18 TE</b>



LUXORliving  
Smart solutions  
for today and tomorrow



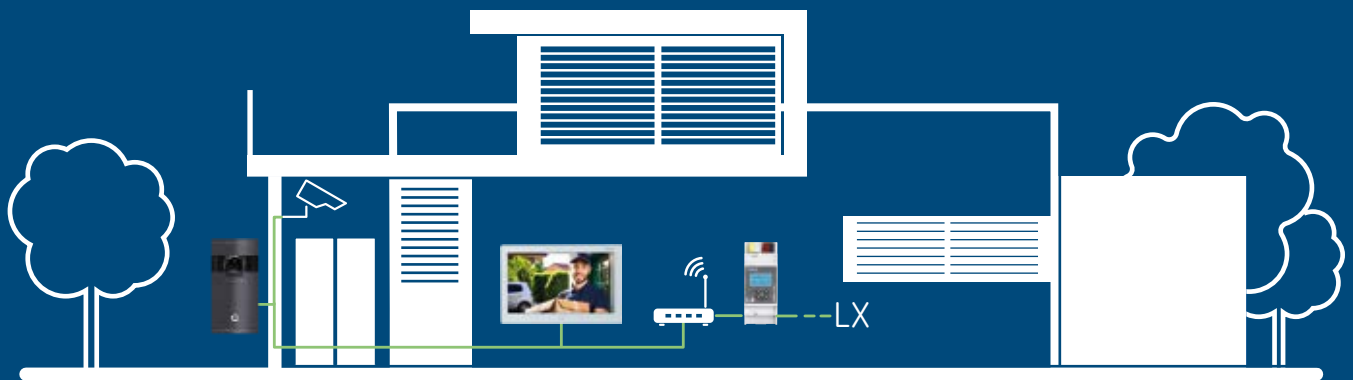
# Control Panel LUXORliving CP10

## Door communication Single-family home

### Security around the building



The LUXORliving CP10 control panel is a combination device and central control point for building technology. It enables control of the LUXORliving smart home system and can also be used for door communication. Thanks to its flexible application, no further accessories are required.



**Use in single-family homes** The control panel serves as the central control point in the building.



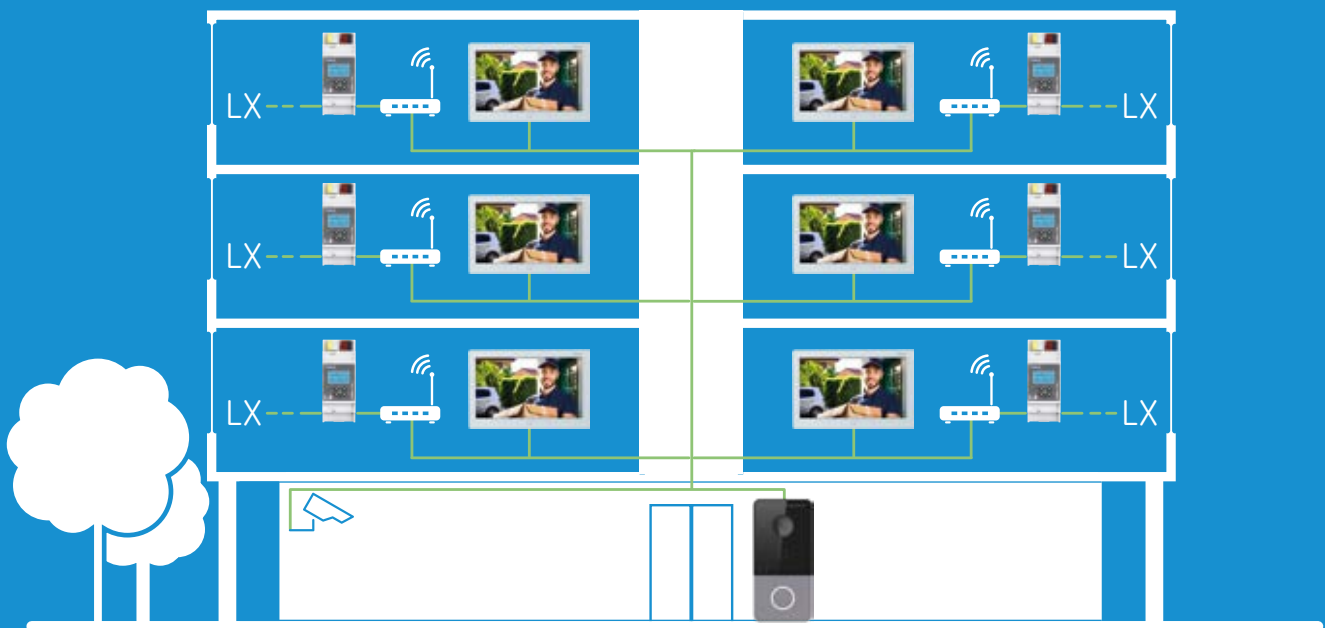
The LUXORliving CP10 control panel can be integrated as an indoor intercom station in a door communication system and is compatible with systems from Metzler and HikVision. Integrated IP cameras from HikVision provide even greater security. The control panel in the building makes it easy to see visitors at the door without having to interact with them.

LUXORliving CP10 WH in white  
Item no. 480900

# Control Panel LUXORliving CP10

## Door communication for apartment buildings

### One for all



**Use for multiple units** In systems with multiple panels, these can be used as an intercom system.

## Door communication components



**LUXORliving CP10** serves as the indoor station of the door communication system.



**Intercom systems and video intercom systems** from Metzler or HikVision for outdoor use.

# LUXORliving solutions with little helpers for big hurdles

Ambient Assisted Living with LUXORliving offers many possibilities to make everyday life easier with simple means, protect people from harm, and improve their quality of life.

## Easy retrofitting of AAL functions

As a wireless solution, LUXORliving SMARTstart offers the perfect basis for retrofitting rental apartments, private homes, and apartment buildings with AAL functions. Without lengthy construction work at home and without high investments. Easy to install and commission. It can be conveniently operated via the system center, buttons, app, or voice. Flexibly expandable and absolutely future-proof thanks to the KNX-RF standard. For today and tomorrow!

## Door communication

### Door communication with IP cameras

The LUXORliving CP10 control panel can be used as an indoor intercom with an integrated IP camera. Residents can conveniently see visitors at the door and communicate with them without having to go to the front door.

## Light

### Automatically switch lights on and off with motion detectors

With wall sensors such as the LUXORliving BI180, you don't need a free hand to switch the light on and off. This is a plus if, for example, walking aids make it difficult to operate light switches manually.

## Heating & blinds

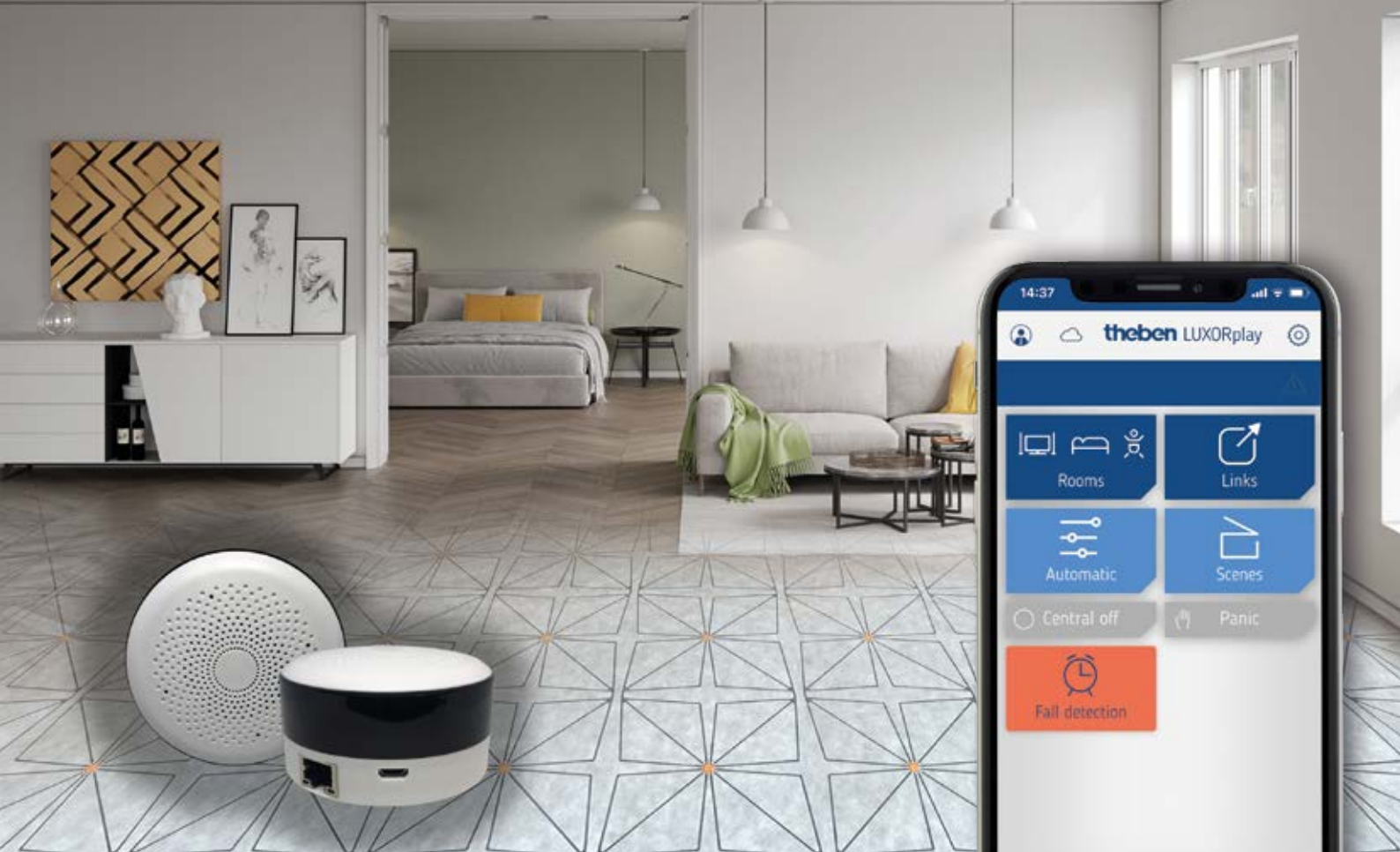
### Control heating and blinds from anywhere

If your mobility is restricted, LUXORliving allows you to easily adjust the temperature and shading from your sofa using voice control or an app – even via preset scenes.

## Voice control

### Use home emergency call

With Amazon Alexa or Google Assistant, you can use voice commands to contact trusted persons via home emergency calls such as "My Henry." . Other smart functions such as blind and temperature control can also be operated by voice.



## Dimming

### Automatic light dimming

With the LUXORplay app, you can set lighting conditions for day and night. This means you won't be dazzled when the light comes on at night and can move around your home more safely. In addition, the dimmed light makes it easier to fall asleep again.

## Fall detection

### Automatic fall detection with SensFloor

The SensFloor assistance system enables automatic fall detection and alarms as well as preventive warning messages for greater safety and independence for residents. In an emergency, help can be called via voice input using the offline voice assistant Aragon. More on page 35.

## Central OFF

### Switch off consumers centrally

With the central OFF function from LUXORliving, all consumers in the house can be switched off at the touch of a button, e.g., via a button next to the bed or via an app.

# Smart home? But of course! Optimally protected with LUXORliving



**Everything off. Perhaps the  
cleverest function.**

You know how it is: the car is packed, the family is waiting, and you go through the whole house one more time to make sure you've checked everything. But in the end, you still have that nagging feeling that you've forgotten something. That is now history. With LUXORliving, you can relax and close the door behind you. Simply press "Central OFF" – and everything is turned off. From the TV to the iron.



# LUXORliving

## A reassuring feeling of security

Most people associate their home with a sense of security and safety for the whole family. This makes it all the more devastating when a break-in permanently damages this feeling. Smart home systems such as LUXORliving offer numerous possibilities.



**Always there for you. Presence simulation with LUXORliving.** Sometimes you just have to leave everything behind and close the door behind you.

It's nice when everything continues to run smoothly.

Just like you're used to. LUXORliving's presence simulation ensures that the lights come on and the blinds are lowered at the usual time every evening. After all, not everyone needs to know that you are not at home.



\*Only possible with a wired system.



**That keeps the uninvited away. Don't panic with LUXORliving.**

It's good to know that everyone is safe and sound at home. LUXORliving contributes significantly to this feeling of security with its panic function, preventing panic from arising in the first place. At least not for you, but at most for those who want to surprise you. At the slightest sign of alarm, such as unexplained noises in front of, next to, or behind the house, a command simultaneously activates house lighting and blinds. This scares away anyone who has no business being there. Even if it's just the neighbor's cat.



# Versatile motion detectors

## Lighting and HVAC control

### in the smart home

LUXORliving BI360 is the versatile motion detector for ceiling mounting for efficient lighting and temperature control in the LUXORliving smart home system. As a motion detector with a circular detection range (360°, Ø 12 m at a mounting height of 3 m), it is suitable for entrance areas, hallways, storage rooms, basements, and toilets, among other places. Thanks to its IP54 protection class, the BI360 can also be used in damp rooms and outdoors.

The LUXORliving BI360 offers an elegant, compact design and many other advantages: The devices are not only suitable for simple surface mounting, but also for quick ceiling or flush mounting. With surface-mounted housings in black, white, or gray, the motion detectors fit into any interior design. The motion detector can be configured with minimal effort using the LUXORplug Windows software. The integrated temperature sensor for HVAC control eliminates the need for an external sensor.




Surface-mounted frame gray, LUXORliving BI360  
Item no. 9070844



Surface-mounted frame in black, LUXORliving  
BI360 Item no. 9070843




The LUXORliving BI180 motion detector is an attractive wall-mounted detector and is perfect for energy-efficient lighting control, e.g., in corridors and stairwells. It is installed at switch height and can be integrated into the most common switch ranges using accessories. The integrated push button allows manual switching of the lighting.



- Detection range of 14 x 17 m
- Flexible extension of the detection range
- Integrated push button
- Integrated temperature sensor
- Thanks to accessory sets, LUXORliving BI180 fits perfectly into the specified switch range

With the DALI-2 certified LUXORliving actuators, up to 30 DALI control gear devices per channel can be controlled via broadcast commands. Broadcast communication does not require DALI addressing or grouping and greatly simplifies commissioning and maintenance. The actuators also support the control of the color and color temperature of devices according to DALI Device Type 8 (DT8) in the smart home system: For example, the atmosphere in living rooms can be made more pleasant with cooler or warmer light.



# DALI broadcast actuators LUXORliving

## Flexible color control in the smart home

The LUXORliving DALI UP dimming actuators offer a simple and cost-effective alternative to DALI gateways if these would be oversized due to a small number of luminaires and lighting groups.

The DALI-2 certified flush-mounted dimming actuators are available for the KNX smart home system LUXORliving as well as for native KNX systems, and are available in twisted pair and wireless versions. This makes them suitable for both new buildings and retrofitting in existing buildings.

Thanks to their compact design, they can be mounted flush-mounted or surface-mounted, or in ceiling boxes and false ceilings. Two external inputs allow the connection of potential-free push buttons, switches, or a temperature sensor.

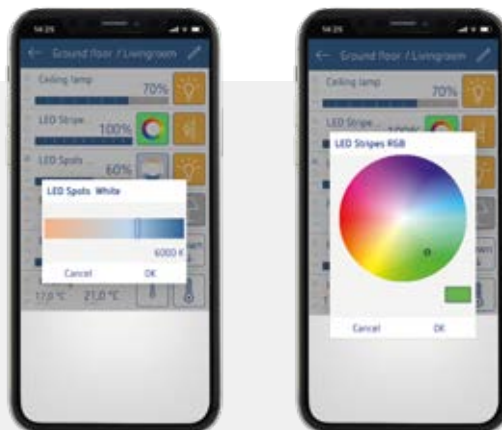


### DALI broadcast actuator LUXORliving D4 DALI

- 4 channels
- 30 DALI ECGs per channel
- Easy commissioning and maintenance thanks to broadcast communication
- Support for color and color temperature control (Device Type 8) via push buttons or the LUXORplay app

#### Convenient and flexible operation

LUXORliving makes your everyday life easier with intuitive and flexible operation. Individual scenes with time control can be conveniently set up via the LUXORplay app (iOS, Android, and Windows), which gives you control over all functions, including color and color temperature control.



# Let the weather work for you

## With the LUXORliving weather station

It's true, you can't change the weather. But you can use sunlight, wind, temperature, and rain to control blinds and sun protection in your smart home system. Is that possible? Of course: with the LUXORliving weather stations from Theben.

The weather station lowers the blinds in direct sunlight, for example, thus reducing the risk of overheating in the rooms. Or puts the blinds in a safe position in strong winds. If it starts to rain, sensitive textile awnings are automatically retracted. If desired, the weather station can also automatically open the blinds at dawn or close them at dusk.

- To detect wind, rain, brightness, and temperature
- Rain sensor with heating
- For fully automatic blind and sun protection control
- Display of weather data, e.g., with the LUXORliving app "LUXORplay"



## LUXORliving M140

- Combined weather station
- Data collection and evaluation directly in the device
- Sun protection for up to four facades thanks to 3 integrated brightness sensors

## LUXORliving M140 24V

The All in One 24V version complements the product portfolio of LUXORliving weather stations.

To simplify installation

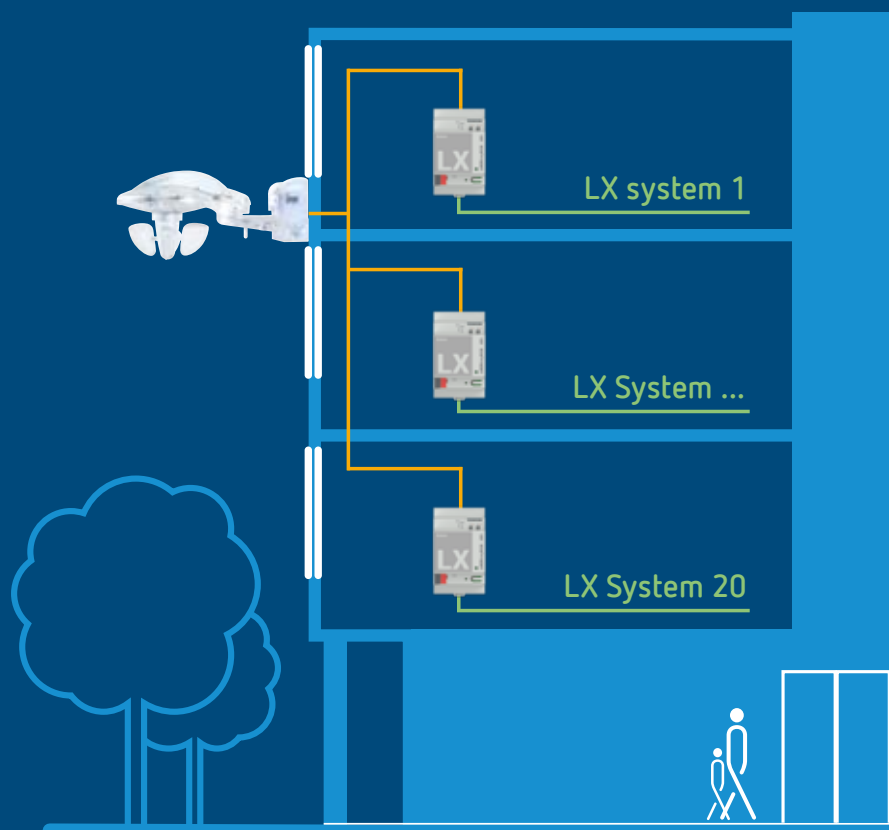
, only one cable instead of two needs to be laid to the weather station.

## LUXORliving M100

- Combination weather sensor for use with the LUXOR-living M130 weather station
- Forwarding of measured values to up to 20 LUXORliving M130 weather stations
- For recording wind, rain, temperature, and brightness (3 directions)

### One for all. Weather sensor and weather station for apartment buildings

With the LUXORliving M100 weather sensor and the M130 weather station, you can cover several LUXORliving installations at the same time. The weather sensor supplies the information to the station. This means that up to 20 LUXORliving installations – for example in an apartment building – can be supplied with valuable weather information at a stroke. This reduces equipment costs and saves installation time.



# LUXORliving: The smart home system without limits

Anyone who opts for a smart home when planning their home or office space expects one thing above all else: flexibility in terms of expandability. Together with our cooperation partners, we respond agilely to new market challenges and our customers' use cases, and are constantly developing LUXORliving further. This keeps our smart home system easy to configure. And you enjoy maximum functionality.



## Said. Done. Voice control via voice assistant

The functions can be operated in as many ways as LUXORliving itself. Whether via a local button, the LUXORplay app, or a voice assistant, LUXORliving executes your commands immediately.

By connecting the LUXORliving IP1 system center to the Theben Cloud, the programmed functions can be automatically transferred to the voice assistant.

Find out more at  
[www.amazon.de/assistant.google.com](http://www.amazon.de/assistant.google.com)



## Numerous combinations with smart products and Internet services

IFTTT stands for If This Then That and is the best way to integrate apps, devices, and services. Through its integration with the IFTTT service, LUXORliving enables a wide range of combinations with other smart products and Internet-enabled services in the areas of health, productivity, and social media.

Find out more at  
<https://ifttt.com/explore/services>



**FUTURE**SHAPE

**PRO**KNX

### Automatic fall detection with SensFloor and offline voice assistant Aragon

Living in your own home into old age: that is what most people want. FutureShape and ProKNX offer a special package for security in your own four walls. The LUXORliving smart home system can be easily supplemented with the Aragon voice assistant and SensFloor, the "touchpad for the floor."

Find out more at  
[www.future-shape.com](http://www.future-shape.com)  
[www.heyaragon.com](http://www.heyaragon.com)

**Ei** Electronics®  
fire + gas detection

### Integrate warning devices via Ei Electronics

A house fire or an uncontrolled carbon monoxide leak can be fatal. That is why the integration of smoke and carbon monoxide alarms in LUXORliving is particularly recommended. The underlying mesh radio network quickly and reliably warns residents of smoke and carbon monoxide, allowing them to get to safety in good time.

Find out more at  
[www.eielectronics.de](http://www.eielectronics.de)

# Get started easily with the all-inclusive packages for LUXORliving

All good things come in threes: our LUXORliving starter packages make it easy to get started with smart home technology. Each of the packages covers a different focus. Of course, the components can be individually expanded and upgraded at any time. Just as you wish.

## Basic drive package

Beginners can control various drives with this starter package:

**Contents** (item number 4990013):

- 1x LUXORliving IP1 system center
- 1x LUXORliving P640 power supply
- 1x LUXORliving J8 blind actuator
- 4x LUXORliving T4.1 push-button interface

## Lighting package

This starter package provides the basis for an atmospheric ambience:

**Contents** (item number 4990011):

- 1x LUXORliving IP1 system center
- 1x LUXORliving P640 power supply
- 1x Switch actuator LUXORliving S8
- 1x LUXORliving D4 dimming actuator
- 2x LUXORliving T4.1 push button interface

## Drives and lighting package

You can implement the most important functions with this starter package:

**Contents** (item number 4990012):

- 1x LUXORliving IP1 system center
- 1x LUXORliving P640 power supply
- 1x Switch actuator LUXORliving S8
- 1x LUXORliving D4 dimming actuator
- 1x LUXORliving J8 blind actuator
- 4x LUXORliving T4.1 push-button interface
- 1x LUXORliving M140 weather station



**theBUDDY**  
theben connecting people



## theBuddy partner program: Strong partnership for smart experts

theBuddy is Theben's partnership concept that turns satisfied customers into close partners. And you and your customers will benefit from it. The idea behind it is very simple: partners support each other. We – Theben – support our partners in several ways:

- **Partnership in a strong team:** technical support, access to exclusive training courses
- **Extended warranty – 5 years:** Five-year warranty on every LUXORliving installation
- **Exclusivity:** online presence on the Theben website














**Find out more now and become theBuddy!**

You are not yet a theBUDDY, but you want to become one? Would you like to make an appointment with our sales representative? Simply send us an e-mail to [thebuddy@luxorliving.de](mailto:thebuddy@luxorliving.de). We are here for you.










# LUXORliving

## The entire program

	Description	Type	Item no.
<b>LUXORliving touch sensors</b>			
	Touch sensor with 2 buttons and 2 status LEDs and integrated temperature sensor	LUXORliving iON2	4800412
		LUXORliving iON2 BK	4801412
		LUXORliving iON2 SR	4802412
	Touch sensor with 4 buttons and 4 status LEDs and integrated temperature sensor	LUXORliving iON4	4800414
		LUXORliving iON4 BK	4801414
		LUXORliving iON4 SR	4802414
	Room controller with integrated room temperature controller, LC display for operating and displaying 10 functions	LUXORliving iON8	4800418
		LUXORliving iON8 BK	4801418
		LUXORliving iON8 SR	4802418
	Frame for surface mounting of push buttons	Surface box iON WH	9080024
		Surface box iON BK	9080025
	Touch sensor with glass front, 2 buttons, 2 status LEDs, and integrated temperature sensor	LUXORliving iON2 G WH	4803412
		LUXORliving iON2 G BK	4804412
	Touch sensor with glass front, 4 buttons, 4 status LEDs and integrated temperature sensor	LUXORliving iON4 G WH	4803414
		LUXORliving iON4 G BK	4804414
	Room controller with glass front, integrated room temperature controller, LC display for operating and displaying 10 functions	LUXORliving iON8 G WH	4803418
		LUXORliving iON8 G BK	4804418
	For vertical mounting of two iON push buttons on a standard double box	Mounting plate 2-fold iON	9070822
		Mounting plate 2-fold iON BK	9070855
<b>LUXORliving motion detector</b>			
	Motion detector for indoor wall mounting	LUXORliving BI180 WH	4800350
	Motion detector for ceiling mounting indoors and outdoors, with round detection area, flush mounting, ceiling installation and surface mounting	LUXORliving BI360	4800355
	Frame for surface mounting of the LUXORliving BI360 motion detector	Surface box LUXA 103 B WH	9080019
		Surface box LUXA 103 B GR	9080020
		Surface box LUXA 103 B BK	9080021

WH = white, BK = black, SR = silver

Further information and accessories can be found on our website [www.luxorliving.co.uk](http://www.luxorliving.co.uk)












	Description	Type	Item no.
<b>LUXORliving system devices</b>			
	LUXORliving system control center	LUXORliving IP1	4800495
	Power supply 640 mA	LUXORliving P640	4800990
	Media coupler for system expansion with radio devices	LUXORliving RF1	4800868
<b>LUXORliving CP10</b>			
	10-inch control display for controlling the smart home system	LUXORliving CP10 WH	4809000
		LUXORliving CP10 BK	4809001
<b>LUXORliving DALI actuator</b>			
	4-fold DALI actuator Broadcast, DALI-2 certified interface to DALI operating devices	LUXORliving D4 DALI	4800300
<b>LUXORliving actuators</b>			
	4-fold switching actuator, 16 A, 600 W LED lamp load	LUXORliving S4	4800420
	8-fold switching actuator, 16 A, 600 W LED lamp load	LUXORliving S8	4800425
	16-fold switching actuator, 16 A, 600 W LED lamp load	LUXORliving S16	4800429

# LUXORliving

## The entire program










	Description	Type	Item no.
	2-fold universal dimming actuator, 2 x 400 W LED lamp load	LUXORliving D2	4800470
	4-fold universal dimming actuator, 4 x 200 W LED lamp load	LUXORliving D4	4800475
	4-fold blind actuator	LUXORliving J4	4800450
	4-fold blind actuator compact, 6 binary inputs, replacement LUXOR living comfort control	LUXORliving J4-6	4800451
	8-fold blind actuator	LUXORliving J8	4800455
<b>LUXORliving package</b>			
	LUXORliving IP1 system control center, LUXORliving P640 power supply, LUXORliving S8 switch actuator, LUXORliving D4 dimming actuator, 2x LUXORliving T4.1 push-button interface	LUXORliving package Lighting	4990011
	LUXORliving IP1 system control center, LUXORliving P640 power supply, LUXORliving M140 weather station, LUXORliving S8 switching actuator, LUXORliving D4 dimming actuator, LUXORliving J8 blind actuator, 4x LUXORliving T4.1 push-button interface	LUXORliving package Drives & lighting	4990012
	LUXORliving IP1 system control center, LUXORliving P640 power supply, LUXORliving J8 blind actuator, 4x LUXORliving T4.1 push-button interface	LUXORliving package Drives basic	4990013
<b>LUXORliving UP actuators</b>			
	1-channel universal dimming actuator flush-mounted, 250 W LED lamp load, 2 integrated inputs for pushbuttons, switches or temperature sensor	LUXORliving D1	4800570
	1-gang DALI actuator UP, easy commissioning of up to 30 ECGs in broadcast mode, 2 integrated inputs for push buttons, switches or temperature sensors	LUXORliving D1 DALI	4800580
	1-channel blind actuator flush-mounted, 10 A, 2 integrated inputs for pushbutton, switch or temperature sensor	LUXORliving J1	4800550

Further information and accessories can be found on our website [www.luxorliving.co.uk](http://www.luxorliving.co.uk)










	Description	Type	Item no.
	1-channel switch actuator flush-mounted, 16 A, 600 W LED lamp load, 2 integrated inputs for pushbuttons, switches or temperature sensor	LUXORliving S1	4800520
	1-channel heating actuator flush-mounted for controlling thermal actuators 230 V AC, 2 integrated inputs for pushbuttons, switches or temperature sensor	LUXORliving H1	4800540
	1-gang heating actuator flush-mounted for electric heating systems, 2 integrated inputs for push buttons, switches or temperature sensors, integrated controller	LUXORliving E1	4800542
<b>LUXORliving binary inputs / push button interfaces</b>			
	6-fold binary input, multi-voltage	LUXORliving B6	4800430
	2-fold push button interface for integration of push buttons or switches	LUXORliving T2.1	4800403
	4-fold push button interface for integration of push buttons, switches or temperature sensors	LUXORliving T4.1	4800405
	8-fold push button interface for integration of push buttons, switches or temperature sensors	LUXORliving T8.1	4800409
<b>LUXORliving heating control</b>			
	6-fold heating actuator for controlling thermal actuators 24-230 V AC	LUXORliving H6	4800440
	6-fold heating actuator for controlling thermal actuators 24 V or 0-10 V, easy installation in the heating circuit distributor	LUXORliving H6 24V	4800441
	Single-room temperature controller with 4-fold push-button interface	LUXORliving R718	4800480
<b>LUXORliving air conditioning</b>			
	IR gateway for controlling split air conditioning units	LUXORliving AC IR1	4800320

# LUXORliving

## The entire program

	Description	Type	Item no.
<b>LUXORliving weather station</b>			
	Combined weather station for recording wind, rain, brightness, and temperature	LUXORliving M140	4800490
	Combined weather station with 24V auxiliary voltage for recording wind, rain, brightness, and temperature	LUXORliving M140 24V	4800493
	Combined weather sensor for use with the LUXORliving M130 weather center, forwarding of measured values	LUXORliving M100	4800491
	Weather station for use with the LUXORliving M100 weather sensor, reception and evaluation of measured values	LUXORliving M130	4800492
<b>Radio components for LUXORliving and LUXORliving SMARTstart</b>			
<b>LUXORliving SMARTstart system control center</b>			
	System control center for a radio-based smart home system, control center and room controller for 30 functions, WLAN interface, KNX-RF interface for controlling LUXORliving radio actuators or push-button actuator modules	LUXORliving SMARTstart	4800000
<b>LUXORliving wireless components</b>			
	1-channel radio switch actuator flush-mounted, 10 A, 600 W LED lamp load, 2 integrated inputs for pushbuttons, switches or temperature sensor	LUXORliving S1 S RF	4800621
	1-channel radio universal dimming actuator flush-mounted, 250 W LED lamp load, 2 integrated inputs for pushbuttons, switches or temperature sensor	LUXORliving D1 S RF	4800671
	1-gang DALI wireless actuator flush-mounted, easy commissioning of up to 30 ECGs in broadcast mode, 2 integrated inputs for push buttons, switches or temperature sensors	LUXORliving D1 DALI S RF	4800681
	1-channel radio blind actuator flush-mounted, 5 A, 2 integrated inputs for pushbutton, switch or temperature sensor	LUXORliving J1 S RF	4800651

Further information and accessories can be found on our website [www.luxorliving.co.uk](http://www.luxorliving.co.uk)

	Description	Type	Item no.
	1-gang wireless heating actuator for flush mounting for controlling thermal actuators 230 V AC, 2 integrated inputs for push buttons, switches, or temperature sensors, integrated controller	LUXORliving H1 S RF	4800641
	1-gang wireless heating actuator for electric heating systems, 2 integrated inputs for push buttons, switches, or temperature sensors, integrated controller	LUXORliving E1 S RF	4800642
	4-channel radio pushbutton interface UP for integration of pushbuttons, switches or temperature sensors	LUXORliving T4 S RF	4800614
	2/4-fold radio push button with temperature sensor LUXORliving	LUXORliving PB 4 RF	4800615
	2/4-fold radio push button with switch actuator LUXORliving	LUXORliving PS 1 RF	4800625
	2/4-fold radio push button with dimming actuator LUXORliving	LUXORliving PD 1 RF	4800675
	2/4-fold radio push button with blind actuator LUXORliving	LUXORliving PJ 1 RF	4800655
	For use in 55 mm switch ranges, including mounting frame	Single rocker switch WH	9080026
	For use in 55 mm switch ranges, including mounting frame	2-gang rocker switch WH	9080027

Theben is a member of:



[www.LUXORliving.co.uk](http://www.LUXORliving.co.uk)  
Register now and Experience simplicity.

# theben

Theben AG  
Hohenbergstraße 32 · 72401 Haigerloch  
Phone +49 7474 692-0  
[info@theben.de](mailto:info@theben.de) · [www.theben.de/en](http://www.theben.de/en)

## Service

### Technical advice

[techsupport@theben.de](mailto:techsupport@theben.de)

Phone +49 7474 692-369

Mon–Thu 7:30 a.m. – 12:30 p.m. 1:00 p.m. – 5:30 p.m.

Fri 7:30 a.m. – 12:30 p.m. 1:00 – 3:00 p.m.



9900649 2725  
Subject to technical changes  
and improvements.

